

ON ACCESS & PO  
ESS & POWER IN  
INTEGRATION

— STREAMLINE DESIGN & DEPLOYMENT

 | Altronix

TRIVIVE™



Altronic

# TROVE

---

Easily combine Altronic power and accessories with access controllers from the industry's leading manufacturers - Reducing installation and labor costs!

---

- Trove streamlines access control design and deployment, increasing profits and ROI.
- Removable backplanes allow you to configure and test prior to on-site installation.
- Trove enclosures are available in different sizes and configurations to meet your project scope - including wall mount, rack mount and outdoor models.
- **Pre-configured kits are available with power distribution, finger duct and wire assemblies.**
- Combine both access and intrusion modules for various brands - all in one enclosure, for added value!
- Optional LINQ™ Networked Power Management Management Technology allows you remotely monitor, control and report power/diagnostics, streamlining service and maintenance operations by leveraging the network.
- Altronic products are TAA & NDAA compliant
- Our free online Trove System Design tool simplifies the design and product selection process: [www.altronic.com/system\\_design\\_tools/trove](http://www.altronic.com/system_design_tools/trove)





### **TROVE1**

- Knockouts accommodate up to 1.5" conduit
  - Accommodates two (2) 12VDC/7AH batteries
- Dimensions: 18" H x 14.5" W x 4.625" D

### **TROVE2**

- Knockouts accommodate up to 2.0" conduit
  - Accommodates four (4) 12VDC/12AH batteries
- Dimensions: 27.25" H x 21.75" W x 6.5" D

### **TROVE3**


- Knockouts accommodate up to 2.0" conduit
  - Accommodates four (4) 12VDC/12AH batteries
- Dimensions: 36.12" H x 30.12" W x 7.06" D




### **TROVE RACK MOUNT**

- 2U, 24" or 36" deep rack drawer on extendable rails
  - Integrated Z bracket on rear facilitates wiring
- Dimensions: 3.375" H x 19" W x 24" D

Altronix Model	Power Supply/Charger(s)	Description/Sub-Assemblies	System Capacity	Compatible HID Models	
<b>Trove 1 Series - Accommodates Altronix Power and Distribution with Controllers</b>					
TROVE1V1	N/A	Enclosure + Backplane	8-Doors	Aero: X100, X200, X300, X1100	
TV1		Backplane only			
<b>Trove 1 Series Pre-assembled Kits</b>					
T1VK34	AL600ULXB	VR6, PDS8, ACM4	4-Doors		
T1VK3F4	eFlow6NB				
T1VK34D	AL600ULXB	VR6, PDS8CB, ACM4CB			
T1VK3F4D	eFlow6NB				
<b>Trove 2 Series - Accommodates Altronix Power and Distribution with Controllers</b>					
TROVE2V2	N/A	Enclosure + Backplane	12-Doors		
TV2		Backplane only			
<b>Trove 2 Series Pre-assembled Kits</b>					
T2VK78	AL1024ULXB2	ACM8, VR6, PDS8	8-Doors		
T2VK7F8	eFlow104NB				
T2VK78D	AL1024ULXB2	ACM8CB, VR6, PDS8CB			
T2VK7F8D	eFlow104NB				
<b>220VAC units available upon request, add suffix "V" (T1VK3F4V)</b>					




**T1VK3F4**  
4-Door Access System with Power



**T2VK7F8**  
8-Door Access System with Power

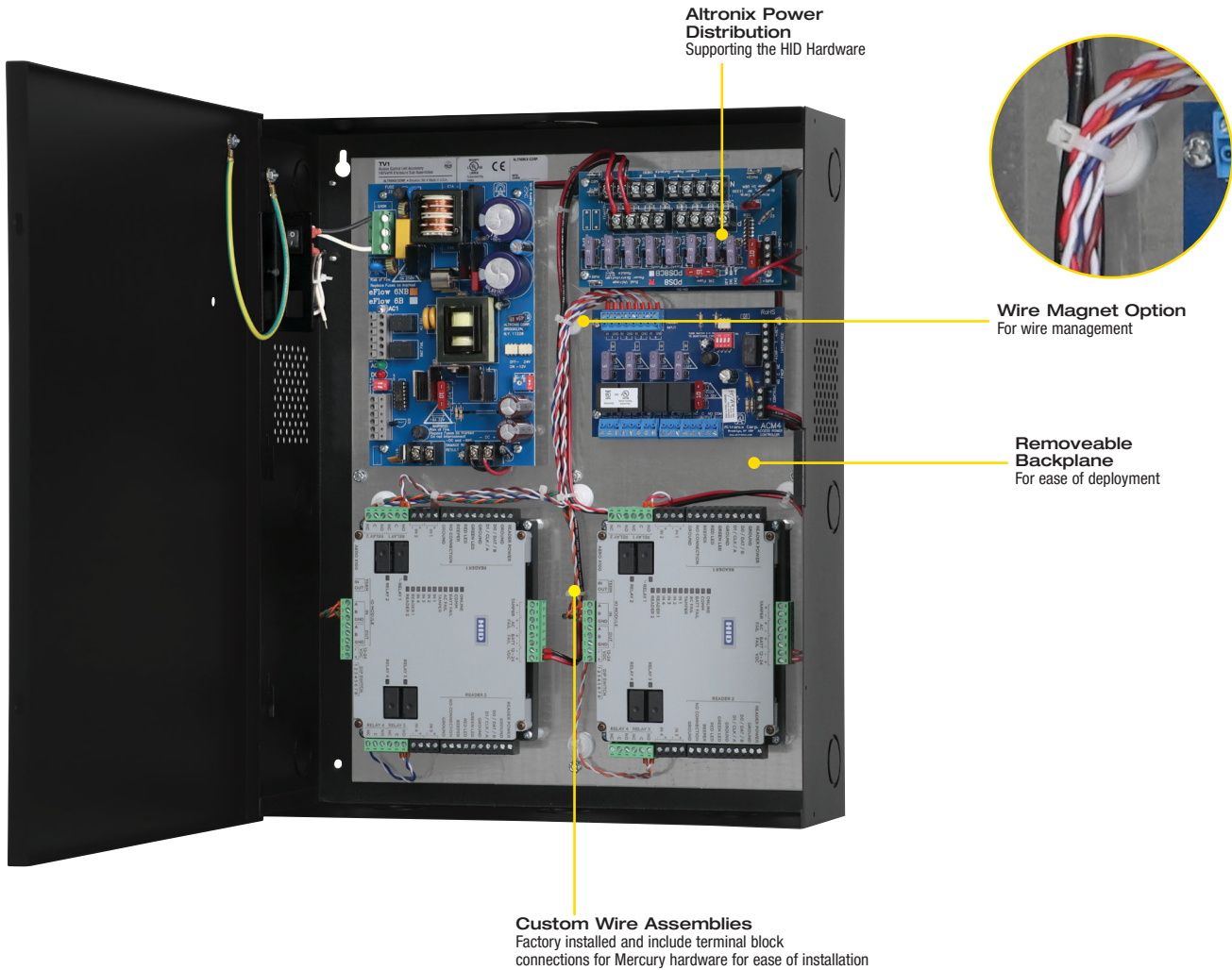
Altronix Model	Power Supply/Charger(s)	Description/Sub-Assemblies	System Capacity	Compatible HID Models	
<b>Trove 3 Series - Accommodates Altronix Power and Distribution with Controllers</b>					
TROVE3V3	N/A	Enclosure + Backplane	30-Doors	Aero: X100, X200, X300, X1100	
TV3	N/A	Backplane only			
<b>Trove 3 Series Pre-assembled Kits</b>					
T3VK7520	AL1024ULXB2, AL1012ULXB	2-ACM8, ACM4, PD8UL, RSB2	20-Doors		
T3VK75F20	eFlow104NB, eFlow102NB				
T3VK7520D	AL1024ULXB2, AL1012ULXB	2-ACM8CB, ACM4CB, PD8ULCB, RSB2			
T3VK75F20D	eFlow104NB, eFlow102NB				
<b>Trove 2 and Trove 3 Door Backplane - Accommodates Altronix Distribution with Controllers</b>					
TMV2	N/A	Door Backplane only	12-Doors		Aero: X100, X200, X300, X1100
<b>220VAC units available upon request, add suffix "V" (T3VK75F20V)</b>					



**T3VK75F20D**  
20-Door Access System with Power


## Pre-configured Access and Power Integration Kits

Altronix Model	Description	System Capacity	Compatible Software House Models
<i>Trove1 Series - Includes Power Distribution, Wire Assemblies for Controllers and Wire Magnets for Wire Management</i>			
<i>Fuse Protected Models</i>			
T1V3CK1	Trove1V1 with eFlow6NB, ACM4, VR6, PDS8, RSB1	4-Doors	1- X1100 and 1 - X100
T1V3CK3		4-Doors	2 - X100
<i>PTC Protected Models</i>			
T1V3CK1D	Trove1V1 with eFlow6NB, ACM4CB, VR6, PDS8CB, RSB1	4-Doors	1- X1100 and 1 - X100
T1V3CK3D		4-Doors	2 - X100
<b>220VAC units available upon request, add suffix "V" (T2SH7XK1V)</b>			




## Pre-configured Access and Power Integration Kits

Altronix Model	Description	System Capacity	Compatible Software House Models
<i>Trove2 Series - Includes Power Distribution, Wire Assemblies for Controllers and Finger-duct for Wire Management</i>			
<i>Fuse Protected Models</i>			
T2V7XK1	Trove2V2 with eFlow104NB, ACMS8, VR6, PDS8, RSB1	8-Doors	1 - X1100 and 3 - X100
T2V7XK3			4 - X100
<i>PTC Protected Models</i>			
T2V7XK1D	Trove2V2 with eFlow104NB, ACMS8CB, VR6, PDS8CB, RSB1	8-Doors	1 - X1100 and 3 - X100
T2V7XK3D			4 - X100
<i>Trove3 Series - Includes Power Distribution, Wire Assemblies for Controllers and Finger-duct for Wire Management</i>			
<i>Fuse Protected Models</i>			
T3V77XK1	Trove3V3 with 2-eFlow104NB, 2-ACMS8, 2-VR6, PDS8, RSB2	16-Doors	1 - X1100, 7 - X100, 1 - X200 and 1 - X300
T3V77XK3			8 - X100, 1 - X200 and 1 - X300
<i>PTC Protected Models</i>			
T3V77XK1D	Trove3V3 with 2-eFlow104NB, 2-ACMS8CB, 2-VR6, PDS8CB, RSB2	16-Doors	1 - X1100, 7 - X100, 1 - X200 and 1 - X300
T3V77XK3D			8 - X100, 1 - X200 and 1 - X300
<b>220VAC units available upon request, add suffix "V" (T2V7XK1V)</b>			



Front view →




\*Boards not included

Cam Lock

Power LEDs

← Rear view



Line Cord

Z Bracket Included

2U Drawer on  
extendable rails  
for easy access



Altronix Model	Power Supply/Charger(s)	Description/Sub-Assemblies	System Capacity	Compatible Access Controller Models
<i>Software House Trove1R Series - Accommodates Altronix Power and Distribution with Controllers</i>				
TROVE1V1R	N/A	2U Rack 19" Depth Enclosure + Backplane	6-Doors	Aero: X100, X200, X300, X1100.
<i>Trove 1R Series Pre-assembled Kits</i>				
T1RV34	AL600ULXB	ACM4, VR6, PDS8	4-Doors	
T1RV3F4	eFlow6NB			
T1RV34D	AL600ULXB	ACM4CB, VR6, PDS8CB		
T1RV3F4D	eFlow6NB			
<i>220VAC units available upon request, add suffix "V" (T2RV3F4V)</i>				



T1RV3F4


T1RV3F4  
4-Door Rack Mount Access System with Power



**Optional Accessory:**

- RE2 - Rack Mount Battery Enclosure (2U)  
Accommodates up to four (4) 12VDC/7AH batteries

Altronix Model	Description	Number of Outputs	Dimensions
ACM4 / ACM4CB	4-Output Access Power Controller	4	5.175" x 3.36" x 1.25"
ACM8 / ACM8CB	8-Output Access Power Controller	8	8" x 4.5" 1.25"
ACMS8 / ACMS8CB	Dual Input, 8-Output Access Power Controller	8	8" x 4.5" 1.25"
ACMS8K1 / ACMS8CBK1	Dual Input, 8-Output Access Power Controller and Voltage Regulator Kit	8	8" x 4.5" 2.125"
ACMS12 / ACMS12CB	Dual Input, 12-Output Access Power Controller	12	8" x 4.5" 1.25"
LINQ8PD / LINQ8PDCB	Dual Input, 8-Output Network Power Distribution Module - Control, Monitor and report Power/Diagnostics	8	5.5" x 3.625" x 1.25"
LINQ8ACM / LINQ8ACMCB	Dual Input, 8-Output Network Power Access Power Controller - Control, Monitor and report Power/Diagnostics	8	8" x 4.5" x 1.25"
LPD	Low Power Disconnect Module (12/24VDC input)	N/A	2" x 2.75" 1"
MOM5	5-Output Power Distribution Module with Fire Alarm Interface	5	5.25" x 3.5" x 1"
NETWAY5A	5-Port Switch Board Facilitates Network Drops (10/100)	5	5.625" x 3.5" x 1"
NETWAY5B	5-Port Switch Board Facilitates Network Drops (10/100/100)	5	5.625" x 3.5" x 1"
NETWAY5P	5-Port Hardened PoE+ Switch Board	5	5.6" x 3.6" x 0.75"
NETWAY5PQ	5-Port Hardened Managed PoE+ Switch Board	5	5.6" x 3.6" x 0.75"
PD4UL / PD4ULCB	4-Output Power Distribution Module	4	5.21" x 3.25" x 1"
PD8UL / PD8ULCB	8-Output Power Distribution Module	8	5.21" x 3.25" x 1"
PDS8 / PDS8CB	Dual Input, 8-Output Power Distribution Module	8	5.375" x 3" x 1"
PDS8K1 / PDS8CBK1	Dual Input, 8-Output Power Distribution Module and Voltage Regulator Kit	8	5.375" x 3" x 2"
PD16W / PD16WCB	16-Output Power Distribution Module	16	5.875" x 6" x 0.95"
PDS16 / PDS16CB	Dual Input, 16-Output Power Distribution Module	16	5.375" x 3" x 1"
VR6	Stackable Voltage Regulator Converts a 24VDC input to 5VDC or 12VDC at 6A	1	5.375" x 3" x 1"
VR10	Stackable Voltage Regulator Converts a 24VDC input to 5VDC or 12VDC at 10A	1	5.375" x 3" x 1"



Stackable sub-assemblies save valuable enclosure space, allowing for more power distribution and access controllers.

## Optional Accessories for TROVE Series

Altronix Model	Description	
BL3	18" Battery Leads (black and red)	
BL4	8" Battery Series Jumper (yellow)	
BL6	68" Battery Leads (black and red)	
BR1	Add-on mounting bracket. Mount additional Altronix sub-assemblies to the enclosure's side wall.	
BT126	12VDC / 7AH Rechargeable Battery	
BT1212	12VDC / 12AH Rechargeable Battery	
BTL125	Rechargeable 12V Lithium Iron Phosphate (LiFePO4) Battery	
CLK1	Thumb Lock. Fits Trove1, Trove2 and Trove3 enclosures.	
DNP1	Altronix DIN Rail Adapter Plate accommodates the following sub-assemblies: ACM4(CB), ACM8(CB), ACM8(CB), ACMS8(CB), ACMS12(CB), LINQ8PD(CB), LINQ8ACM(CB), MOM5, NETWAY5A, NETWAY5B, NETWAY5P, NETWAY5PQ, PD4UL(CB), PD8UL(CB), PDS8(CB), PDS16(CB)	
GB1	Altronix Adapter Plate for Genetec Synergis Cloud Link (For Mercury and HID/Vertx)	
MM4	Mounting Magnets. 26 lbs. holding force. Pack of 4.	
MM8	Mounting Magnets. 26 lbs. holding force. Pack of 8.	
MM12	Mounting Magnets. 26 lbs. holding force. Pack of 12.	
MM24	Mounting Magnets. 26 lbs. holding force. Pack of 24.	
PSC1	Power Supply Protective Cover (Includes standoffs)	
RSB1	Rocker Switch with Bracket - Includes single Master Power ON/OFF Switches and Wires	
RSB2	Rocker Switches with Bracket - Includes two (2) Master Power ON/OFF Switches and Wires	
SPACER1	5/8" Nylon female/female spacers (standoffs) with 6/32 screws. Pack of 25.	
SPACER3	5/8" Aluminum female/female spacers (standoffs) with 6/32 screws. Pack of 25.	
SPACER4	5/8" Nylon male/female spacers (standoffs) with 6/32 screws. Pack of 25.	
SPACER5	5/8" Nylon snap-on spacers (standoffs) with 6/32 screws. Pack of 32.	
SPACER6	1" Aluminum female/female spacers (standoffs) with 6/32 screws. Pack of 4.	
SPACER7	5/8" Aluminum male/female spacers (standoffs) with 6/32 screws. Pack of 25.	
SPACER8	1" Nylon female/female spacers (standoffs) with 6/32 screws. Pack of 4.	
SPACER9	5/8" Aluminum spacers (standoffs) with 4/40 screws. Pack of 8.	
WM5	Magnetic cable tie mount. Accommodates standard zip ties. 16 lbs. holding force. Pack of 5.	
WM10	Magnetic cable tie mount. Accommodates standard zip ties. 16 lbs. holding force. Pack of 10.	
WM25	Magnetic cable tie mount. Accommodates standard zip ties. 16 lbs. holding force. Pack of 25.	
WM100	Magnetic cable tie mount. Accommodates standard zip ties. 16 lbs. holding force. Pack of 100.	

# ER INTEGRATIO GRATION ACCE CESS & POWER

